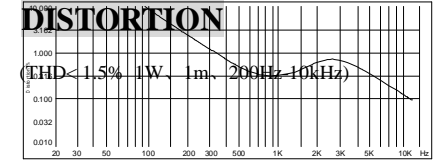
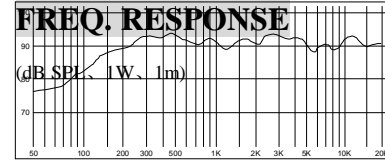


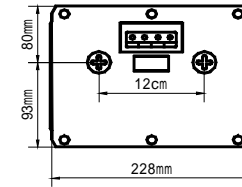


Public Address System

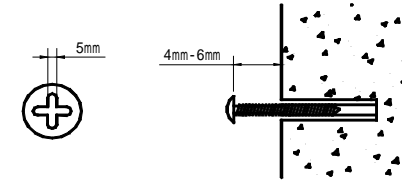
System DSP116



HANGING HOLE



BOLTSPACE



OWNER'S MANUAL

Thanks for purchasing PA speaker system of **DSPPA** series. All of **DSPPA** series products have been tested strictly before shipping. **DSPPA** series PA speaker system is widely used in hotel, trade building, supermarket, school, entertainment, etc. It's the most ideal choice of you! In order to facilitate installing, modulating and running please read this manual carefully before setup.

FEATURES:

- l 70/100V, 1.5-10W with multiple terminals, suited for different field;
- l Max. Sound Pressure Level $96 \pm 2\text{dB}$, Effective Freq. Range 180Hz-14kHz;
- l Weight 0.8kg, equipped with hanging holes for mounting convenient;
- l Made of high quality engineering plastic, long-term durability, never out of shape and fade;
- l Driver surround excellent damping, provided with high sensitivity ($91 \pm 2\text{dB}$), long life, sound clear and sonorousness.

INSTALLATION

1. Fit two $\text{O}4\text{mm}$ nail on wall where it is needed to install a speaker system as shown above.
2. Connect audio broadcasting wire to the terminals according to the table below.

	Line Voltage	Power
P1-P4	70V	1.5W
P1-P3	100V	3 W
P1-P2	100V	5 W
		10W (Notice)

Notice: While broadcasting wire is quite long and with high impedance only.

3. Position the speaker, then adjust the direction of it and examine whether it is steady.