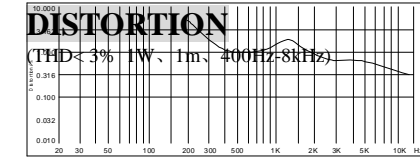
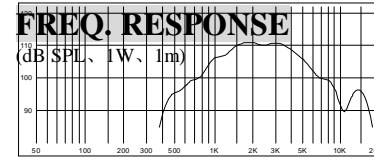


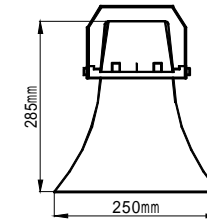
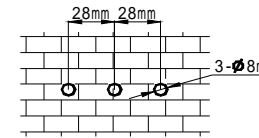


Public Address System

2m DSP304H



POSITIONING DIMENSIONS & DIAGRAM



OWNER'S MANUAL

Thank you for purchasing PA speaker system of **DSPPA** series. All of **DSPPA** series products have been tested strictly before shipping. **DSPPA** series PA speaker system is widely used in hotel, trade building, supermarket, school, entertainment, etc. It's the most ideal choice of you! In order to facilitate installing, modulating and running please read this manual carefully before setup.

FEATURES:

- l The products have gotten waterproof certificate and other certificates and are suitable for outdoor use;
- l Equipped with brackets for installation;
- l The speaker units have the features of high sensitivity and high dynamic range and different power can be chosen.

Fréq. Respn	400Hz-8kHz	Rated Power	30W
SPECIFICATIONS ±2dB		Dimension(L×W×H)	250×250×285mm
Max SPL	120±2dB	Weight	2.0kg

INSTALLATION

1. Fit three $\Phi 8$ mm screws in the position where needed to install a speaker;
2. Set the system in those three screws;
3. Connect audio broadcasting wire to the impedance according to the table below;

Power Impedance	Line Voltage	70V	100V
2.5K Ω	2 W		4 W
1.3K Ω	4 W		8 W
660 Ω	8 W		15W
330 Ω	15W		30W

4. Finally, adjust the direction of the system and examine whether it is steady.