



Public Address System

Wall Mount Speaker System DSP507



OWNER'S MANUAL

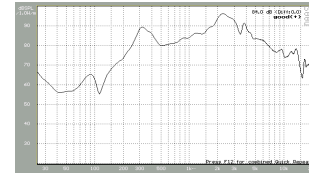
Thanks for purchasing PA speaker system of DSPPA series. All of DSPPA series products have been tested strictly before shipping. DSPPA series PA speaker system is widely used in hotel, trade building, supermarket, school, entertainment, etc. It's the most ideal choice of you! In order to facilitate installing, modulating and running please read this manual carefully before setup.

FEATURES:

- l 70/100V, 0.5-2W with multiple terminals, suited for different field;
- l Max. Sound Pressure Level $89 \pm 2\text{dB}$, Effective Freq. Range 250Hz-9kHz;
- l Weight 0.4kg , equipped with hanging holes for mounting convenient;
- l Made of high quality engineering plastic, long-term durability, never out of shape and fade;
- l Waterproof driver, long life, sound clear and sonorousness;
- l The appearance of the case is small and exquisite and the finish is attractive. It is suitable for fixing in bedrooms, studies or bathrooms.

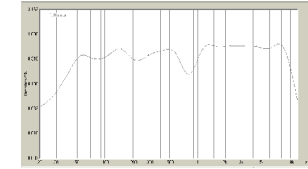
FREQ. RESPONSE

(dB SPL、1W、1m)

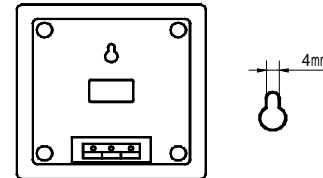


DISTORTION

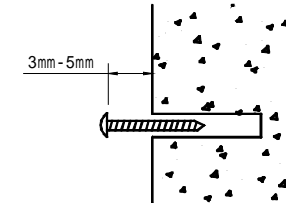
(THD<1.5% 1W、1m、100Hz-10kHz)



HANGING HOLE



BOLTSPACE



INSTALLATION

1. Fit one $\varnothing 4\text{mm}$ nail on wall where it is needed to install a speaker system as shown above;
2. Connect audio broadcasting wire to the terminals according to the table below;

Power Terminals	Line Voltage	70V	100V
Black---Red		0.5W	1 W
Black---White		1 W	2 W

3. Position the speaker, then adjust the direction of it and examine whether it is steady.