



Public Address System

### Ceiling Speaker System DSP703



## OWNER'S MANUAL


Thank you for purchasing PA speaker system of DSPPA series. All of DSPPA series products have been tested strictly before shipping. DSPPA series PA speaker system is widely used in hotel, trade building, supermarket, school, entertainment, etc. It's the most ideal choice of you! In order to facilitate installing, modulating and running please read this manual carefully before setup.

### FEATURES:

- I Voltage 70/100V, Rated power 20W;
- I Max. Sound Pressure Level  $101 \pm 2\text{dB}$ , Effective Freq. Range 60Hz-18kHz;
- I Weight 1.8 kg, Made of high quality engineering plastic, long-term durability, never out of shape and fade;
- I Driver surround excellent damping, provided with sensitivity  $88 \pm 2\text{dB}$ , long life, sound clear and sonorousness.

### FREQ. RESPONSE

(dB SPL, 1W, 1m)

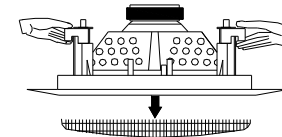


### DISTORTION

(THD<1.5% 1W, 1m, 100Hz-10kHz)

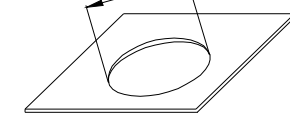


### TAKE AWAY NET



### INSTALL HOLE

194-200mm

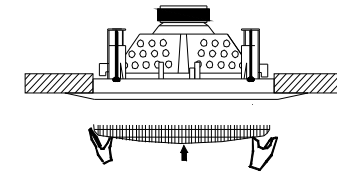
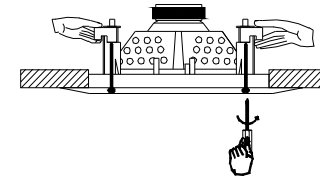


### INSTALLATION

- 1、 Press to ascend the method of the diagram trumpet net the crest out;
- 2、 Cut a  $\text{Ø}194\text{mm}-\text{Ø}200\text{mm}$  installation hole on ceiling as shown above;
- 3、 Connect audio broadcasting wire to the terminals according to the table below;

	70V	100V
Black---Blue	10W	20W

- 4、 Push the loudspeaker into your ceiling, beat with screw tight, install the net; (Following diagram)



- 5、 Adjust the direction of the set and examine whether it is steady.